


How to Draw Expressions

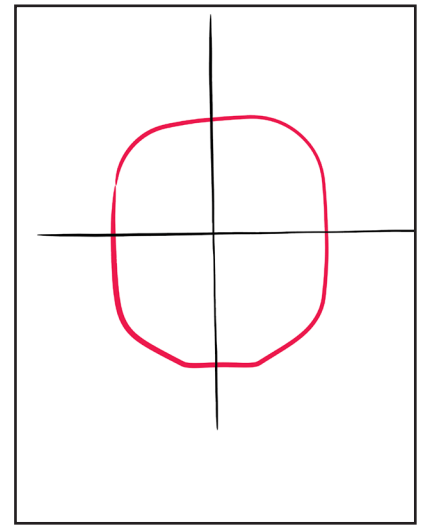
Follow these simple 17 steps to follow along with illustrator, Dolph Banza.

You will need paper, pencils, and erasers for this activity.

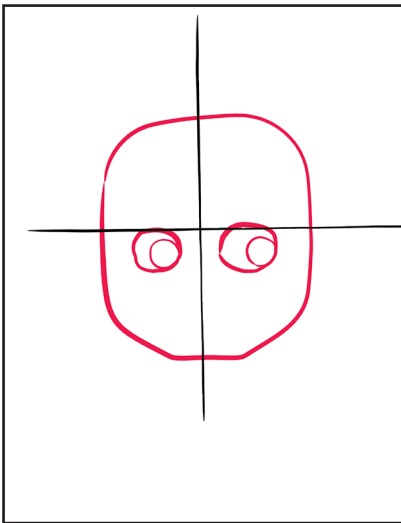
You can find his downloadable video guide and other resources at camps.cbmin.org



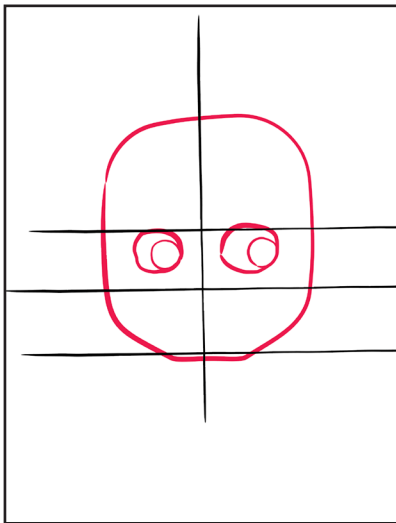
STEP 1: Draw a rounded square on your paper to create the head of your person.



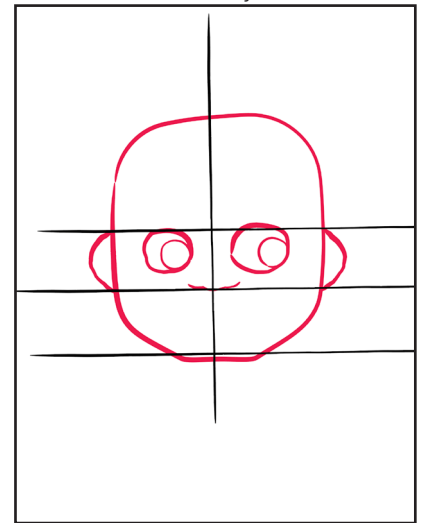
STEP 2: Use guidelines to divide the head in half vertically and horizontally.



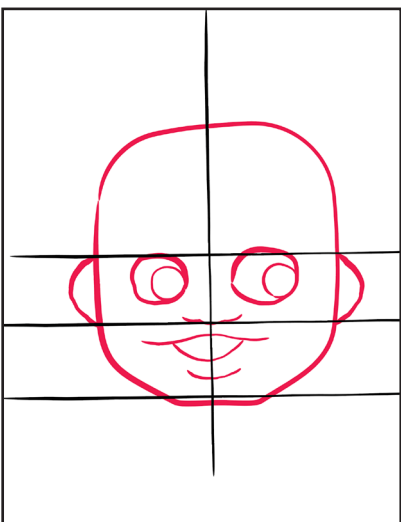
STEP 3: Draw the eyes using two circles for each eye, just below the horizontal line.



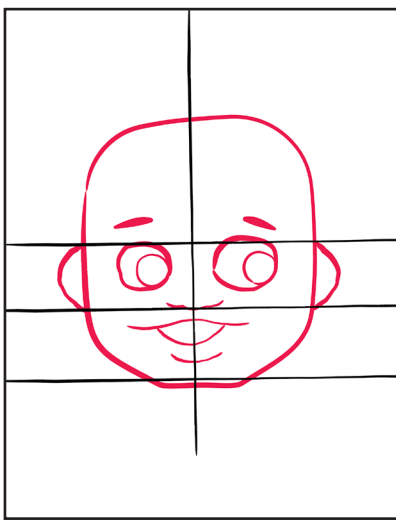
STEP 4: Use a third guideline at the bottom of the head and a fourth line inbetween the horizontal lines.




STEP 5: Draw the nose on the fourth horizontal line. Draw the ears between the top of the eyes and nose.




STEP 6: Draw the mouth between the two lower guidelines.




STEP 7: Draw the eyebrows above the eyes. Eyebrows, eyes and mouth are very important for expression.




STEP 8: Remove the guidelines. Here we have a happy looking person.




STEP 9: By closing their eyes we can make them look very happy.




STEP 10: By moving the eyebrows down and closer together they look mischievous.




STEP 11: Drawing the mouth smaller and closed makes them look sad.




STEP 12: Closing the eyes and drawing a very big open mouth makes them look like they are crying.




STEP 13: Using the same closed eyes and big mouth but moving the eyebrows down and closer together they look very angry.




STEP 14: A small mouth and narrowed eyes makes them look very suspicious or thoughtful.



STEP 15: Using the big mouth and wide, open eyes with small pupils give them a look of fear.



STEP 16: But a small mouth with the same big eyes and small pupils, along with a small mouth can make them look curious.



STEP 17: In our video Dolph shows three expressions. By mixing different eyes, mouths and eyebrows you can make any emotion you can think of!